

STUDY NOTION WEBSITE USING FULL STACK WEB DEVELOPMENT

Prasad Mane^{*1}, Bhagyashree Yadav^{*2}, Kalpesh Gunjal^{*3}, Shivam Karande^{*4},
Megha Mandavkar^{*5}

^{*1,2,3,4}Student Of Department Of Information Technology, MGM College Of Engineering And Technology, Navi Mumbai, Maharashtra, India.

^{*5}Faculty Of Department Of Information Technology, MGM College Of Engineering And Technology, Navi Mumbai, Maharashtra, India.

DOI : <https://www.doi.org/10.56726/IRJMETS53187>

ABSTRACT

One of the most important aspects of technology in education is its ability to level the field of opportunity for students. Technology can be a powerful tool for transforming learning. It can help affirm and advance relationships between educators and students, reinvent our approaches to learning and collaboration, shrink long-standing equity and accessibility gaps, and adapt learning experiences to meet the needs of all learners.

Our schools, community colleges, adult learning centers and universities should be incubators of exploration and invention. Educators should be collaborators in learning, seeking new knowledge and constantly acquiring new skills alongside their students. Education leaders should set a vision for creating learning experiences that provide the right tools and supports for all learners to thrive. However, to realize fully the benefits of technology in our education system and provide authentic learning experiences, educators need to use technology effectively in their practice. Furthermore, education stakeholders should commit to working together to use technology to improve education. These stakeholders include leaders, teachers, faculty, and other educators, researchers, policymakers, funders technology developers, community members and organizations, and learners and their families and of course, Ed-Tech Start-Ups.

In educational institutions at all levels, instructors are making use of technologies to impart information to the students in terms of academic concepts. Furthermore, students are encouraged to make use of technologies to prepare their assignments and projects. The members of the educational institutions need to augment their competencies and abilities that would enable them to carry out their tasks satisfactorily. The main concepts that have been taken in account in this research paper include, significance and meaning of innovation in education, benefits of innovation and educational technologies, barriers to innovation in education, and shaping of innovation by human capital. It is necessary to promote innovation and educational technology.

I. INTRODUCTION

The global COVID-19 pandemic has fundamentally transformed the way education is delivered and accessed. With schools and universities forced to close their doors to mitigate the spread of the virus, educators and students alike have had to rapidly adapt to remote learning environments. However, the sudden shift to online education has exposed various challenges, including security vulnerabilities, technological barriers, and limitations in engagement and interaction.

To this end, our research focuses on the development of an EdTech website utilizing the MERN stack—a comprehensive suite of technologies renowned for its flexibility, scalability, and robustness. The platform is designed to provide a secure, intuitive, and immersive learning experience for both instructors and students. Key features include full payment security, dedicated pages for instructors and students, seamless payment integration, and robust verification and authentication mechanisms.

By harnessing the power of MongoDB for flexible data storage, Express.js for building scalable web applications, React.js for dynamic user interfaces, and Node.js for server-side development, our platform offers a cutting-edge solution to the challenges facing online education. Through an exploration of the technical architecture, implementation strategies, and user feedback, this research paper aims to demonstrate the potential of the MERN stack in revolutionizing the future of online learning.

1.1 PROBLEM STATEMENT

The problem statement for an educational technology (ed tech) website should outline the specific challenges or issues that the website aims to address. For example:

"Access to quality education is limited in many remote and underserved areas, and traditional teaching methods often struggle to engage and adapt to diverse learning styles. Additionally, the COVID-19 pandemic has highlighted the need for effective remote learning solutions. These challenges call for the development of an ed tech website that can offer accessible, interactive, and adaptable educational resources."

Many students struggle to find effective and engaging resources to aid their learning process, and educators often face challenges in creating and delivering personalized educational content. Furthermore, with the increasing demand for online education due to various factors such as remote learning, accessibility, and flexibility, there is a need for a comprehensive educational technology platform that addresses these issues.

1.2 OBJECTIVE

The objectives describe what the ed tech website aims to achieve. They should be specific, measurable, and achievable. For example:

1. "To provide a platform that offers accessible and high-quality educational content to learners of all ages and backgrounds, regardless of their geographical location.
2. To enhance the learning experience by incorporating interactive tools, multimedia content, and adaptive learning techniques.
3. To promote lifelong learning and skill development by offering a wide range of courses and resources.
4. To collect and analyze user data to continuously improve content and adapt to individual learning needs.
5. To support educators with innovative teaching tools and professional development resources.

II. LITERATURE REVIEW

2.1 EXISTING SYSTEM

According to various survey approximately 77 % of preteens (ages 10-13) and 86% of teens (ages 14-17) use the Internet when doing their school-work, how children don't used the same amount as adult teen uses technology, but children still have a huge percent of technology use and their time is more use on playing games online, while the teens and adult teen use their time on e-mail provably talking to professor, getting grades etc. and school work.

Some schools can provide the latest technology to their students, having this technology students and teachers can understand why the increase on the use of technology inside the classroom. By spending time on their laptops, others on their newest tablets can get great sources for their research on their projects. Calculators and smart-boards can be led to these percentages on their use on technology. "Often students are looking for a site where they can go to the quickest and the most information with minimal effort" What some teachers do when the time of researching on their given topics is that they will provide a list of reliable web side were students could make their research and found great results besides relying on Google, Wikipedia etc. On the other side some students cannot afford these luxuries and stick with what their schools can provide, some schools have programs where they provide some types of technology to students because of economic need. These way students can have the opportunity to have a laptop and do their homework at home.

2.2 FEASIBILITY STUDY

The main objective of the feasibility study is to treat the technical operational and economic feasibility of developing the application. Feasibility is the determination of whether project is worth doing. The process followed in making this determination is called feasibility study. All systems are doable, given unlimited coffers and horizonless time. The feasibility study to be conducted for this design involves:

- Technical Feasibility
- Operational Feasibility
- Economic Feasibility

2.2.1 TECHNICAL FEASIBILITY

The technical feasibility of the proposed Ed-Tech website is assured through modern front-end and back-end technologies, robust database management, secure authentication, real-time communication, and machine learning integration. Scalability is prioritized with caching, load balancing, and horizontal scaling, while security measures include HTTPS encryption, input validation, and protection against vulnerabilities. Accessibility guidelines are followed, ensuring usability for users with disabilities, and seamless API integration enables interoperability with external services, enhancing functionality and user satisfaction.

2.2.2 ECONOMICAL FEASIBILITY

Economical feasibility of the EdTech website hinges on initial development costs, ongoing maintenance, and scalability expenses. Revenue models such as subscriptions and partnerships offset costs. Effective marketing, market analysis, and potential funding sources further ensure sustainability, providing a balanced approach to financial viability and user value. Leveraging economies of scale through partnerships with educational institutions or content providers can drive down per-user acquisition costs and enhance revenue potential.

2.3.3 OPERATIONAL FEASIBILITY

Operational feasibility of the EdTech platform relies on user acceptance, supported by comprehensive training and accessible support. Streamlined content management for educators, compatibility with existing systems, and reliable technical infrastructure are essential. Seamless collaboration features and adherence to regulatory standards ensure operational efficiency, fostering user trust and facilitating smooth integration into educational workflows for optimal functionality and user satisfaction.

III. PROPOSED SYSTEM

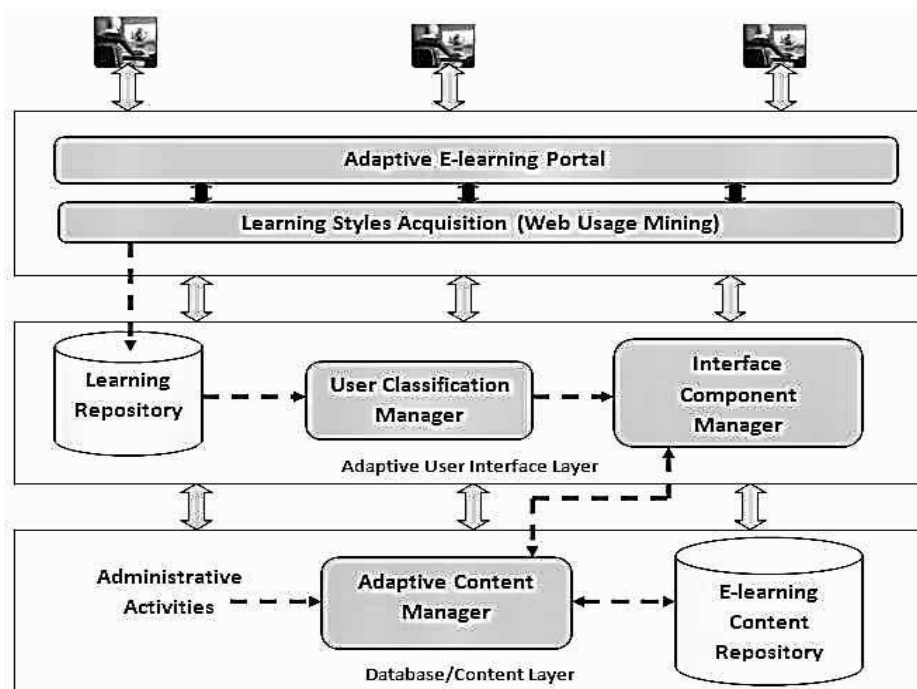


Fig 1: Proposed System Architecture

In developing an EdTech website, several key technical components must be carefully orchestrated for optimal functionality and user experience. The frontend encompasses the user interface, whether through web technologies or mobile apps, providing the primary interaction point for users. Complementing this is the backend, consisting of web, application, and database servers, which manage data storage, user information, and content repositories. Authentication and authorization mechanisms ensure secure user access, safeguarding sensitive data and maintaining privacy. APIs and services, including CDNs and payment gateways, facilitate seamless integration with external systems and services. Machine learning capabilities enable personalized recommendations and insightful analytics, enhancing the learning experience. Security and compliance measures, such as encryption and adherence to data privacy regulations, ensure data integrity and

user trust. Scalability is addressed through load balancing and auto-scaling mechanisms, allowing the platform to handle fluctuating user demands efficiently. Caching and content delivery optimizations further enhance performance by minimizing data retrieval times. Monitoring and logging functionalities track system health and activities, enabling proactive maintenance and issue resolution. Finally, deployment and hosting options, whether through cloud services or dedicated servers, determine the platform's accessibility and reliability. Together, these components form a robust technical framework essential for the success of an EdTech website.

IV. SYSTEM DESIGN

4.1. ALGORITHM

In crafting an advanced educational technology platform, a robust framework of sophisticated technical components is paramount for delivering a seamless user experience. Secure user authentication methods like b-crypt and JWT fortify account protection, while machine learning-driven user profiling and recommendation systems ensure tailored content delivery. Enhanced content management through NLP facilitates intuitive organization, complemented by powerful search functionalities driven by Elasticsearch and TF-IDF algorithms. Assessment tools and personalized learning paths, guided by adaptive algorithms, optimize student progress. Learning analytics provide valuable insights, empowering educators to make data-driven decisions. Real-time communication channels foster collaboration, supported by scalable infrastructure and stringent security measures. Compliance with data privacy regulations ensures user confidentiality. Gamification elements and accessibility features enrich user engagement and inclusivity. Feedback mechanisms drive continuous improvement. Machine learning models, from NLP to computer vision, bolster various platform functions. Together, these technical elements form a dynamic ecosystem, empowering both learners and educators in their educational endeavors.

4.2 DATA FLOW DIAGRAM

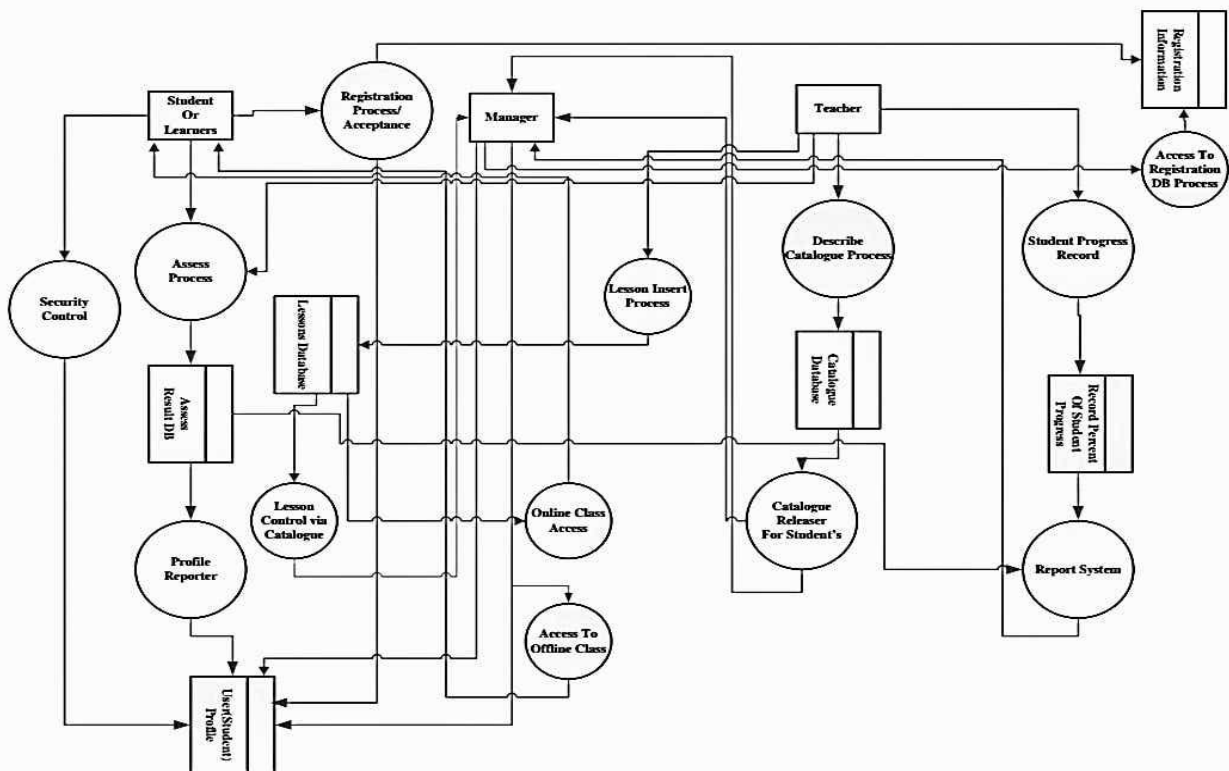


Fig 2: Data Flow Diagram

4.4 UML DIAGRAM

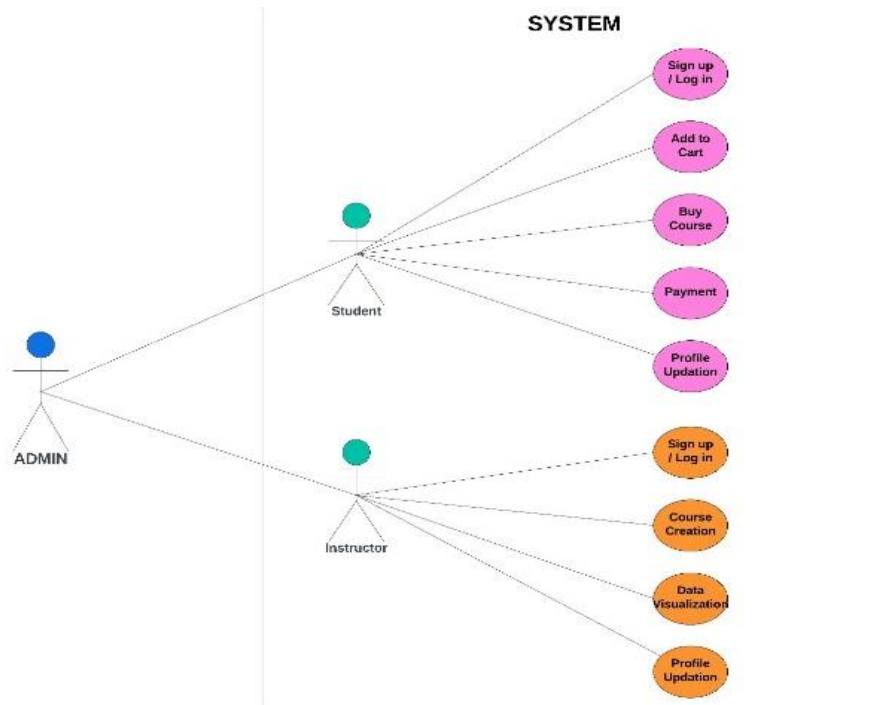


Fig 3: UML Diagram

Student:

Sign Up: Students provide email, password, and other info. Email verification required.

Login: Use email and password. Access account dashboard.

Add to Cart: Click "Add to Cart" for courses. Cart tracks selections.

Course Payment: Choose payment method at checkout. Complete transaction securely.

Profile Updation: Update profile and password in account settings.

Instructor:

Sign up / Log in: Instructors register for a new account or log into an existing one to access system features.

Course Creation: Instructors create new courses, publishing educational content for students.

Data Visualization: Instructors analyze student progress and engagement by visualizing course data.

Profile Updation: Instructors can update profile information to keep it accurate and up to date.

4.3 SYSTEM IMPLEMENTATION

The system's implementation includes several key components, each aimed at providing users with valuable insights into their WhatsApp chat data. Below are the sections with their corresponding figure numbers:

Home Page (Fig.4): The homepage of our EdTech platform features convenient access points for users, including login and sign-up options, a comprehensive course catalog, an about us section detailing our mission and values, and contact information for inquiries. Additionally, users can easily book a demo to explore our platform's capabilities further.

Sign-up Page (Fig.5): The sign-up page on our platform offers separate registration options for students and instructors, ensuring tailored experiences. Users are required to provide their first name, last name, email, phone number, and password. Verification is conducted via OTP authentication, enhancing security and confirming the authenticity of user accounts.

Login Page (Fig.6): The login page on our platform enables both students and instructors to access their accounts securely. Users simply enter their email address and password to log in. This streamlined process ensures quick and efficient access to the platform's features and resources, enhancing user experience and convenience.

Instructor Course Creation (Fig.7): The instructor course creation page facilitates a streamlined process for educators to upload course videos, determine pricing, schedule live lectures, and specify course duration. Additionally, instructors can effortlessly delete courses when necessary. This comprehensive suite of features empowers educators to curate and manage their courses effectively, ensuring a dynamic and engaging learning experience for students.

Student Course Enrollment (Fig.8): The student course enrollment process offers a seamless experience, allowing users to add courses to their cart, purchase them, and subsequently provide ratings. This streamlined process empowers students to explore, acquire, and evaluate courses effortlessly, ensuring a tailored and enriching educational journey.

Payment Integration (Fig.9): Our payment integration system seamlessly incorporates a variety of options including UPI, card payments, net banking, wallets, Pay Later, and more. Transactions are securely processed through Razorpay, ensuring reliability and user confidence. This diverse array of payment methods enhances convenience and accessibility for users, facilitating smooth and hassle-free transactions.

Data Visualization for Instructor (Fig.10): The data visualization tool for instructors offers comprehensive insights into their courses, including total purchases, popular courses, and trends in student engagement. Through intuitive graphs and charts, educators can track metrics such as courses bought, total purchases, and identify which courses are most popular.

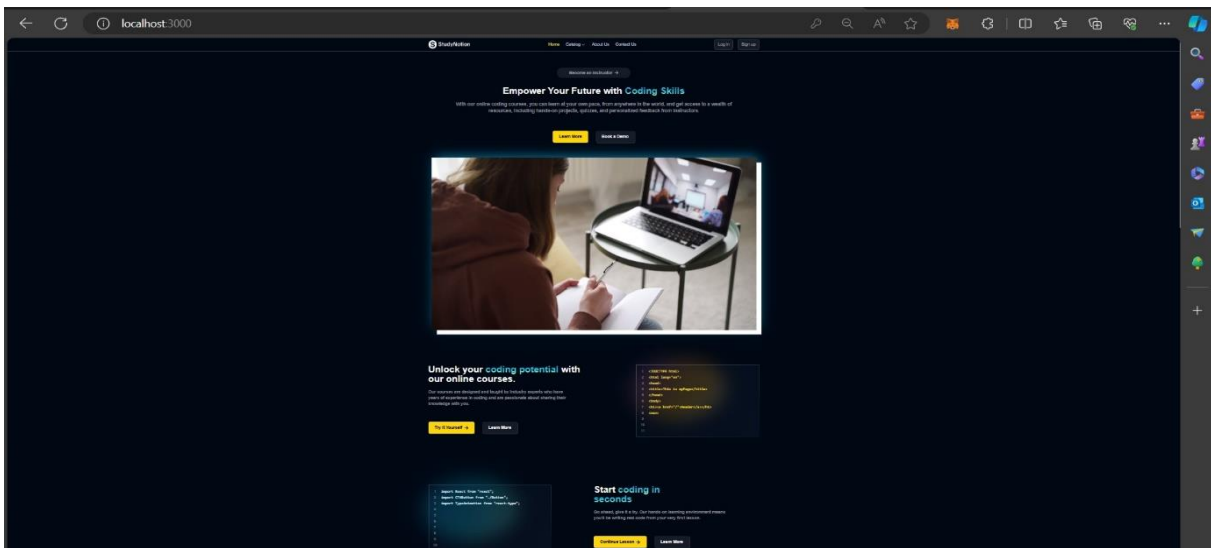


Fig 4: Home Page

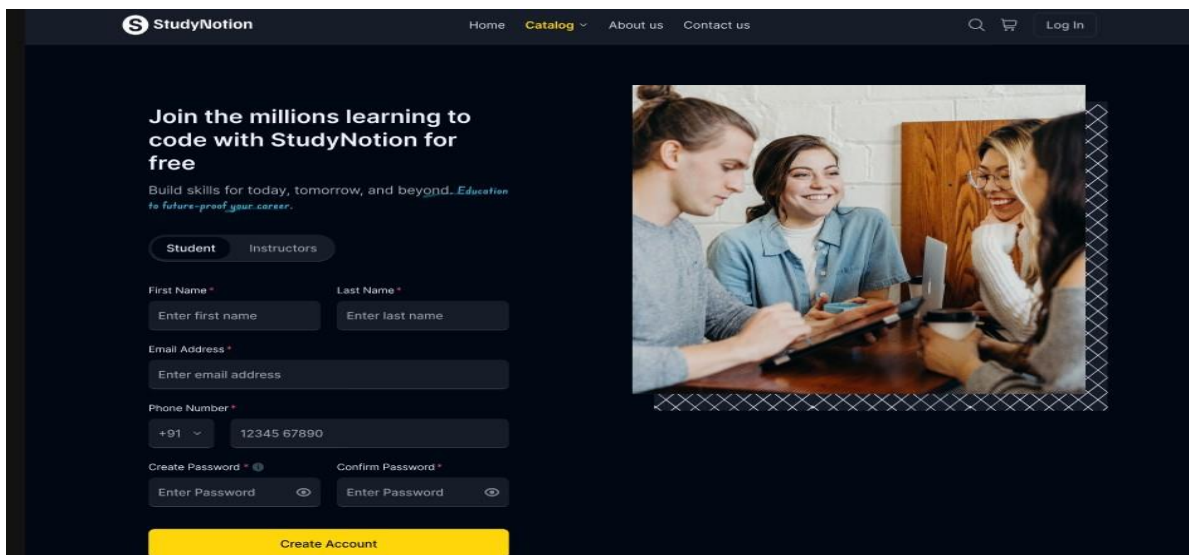


Fig 5: Sign-up Page

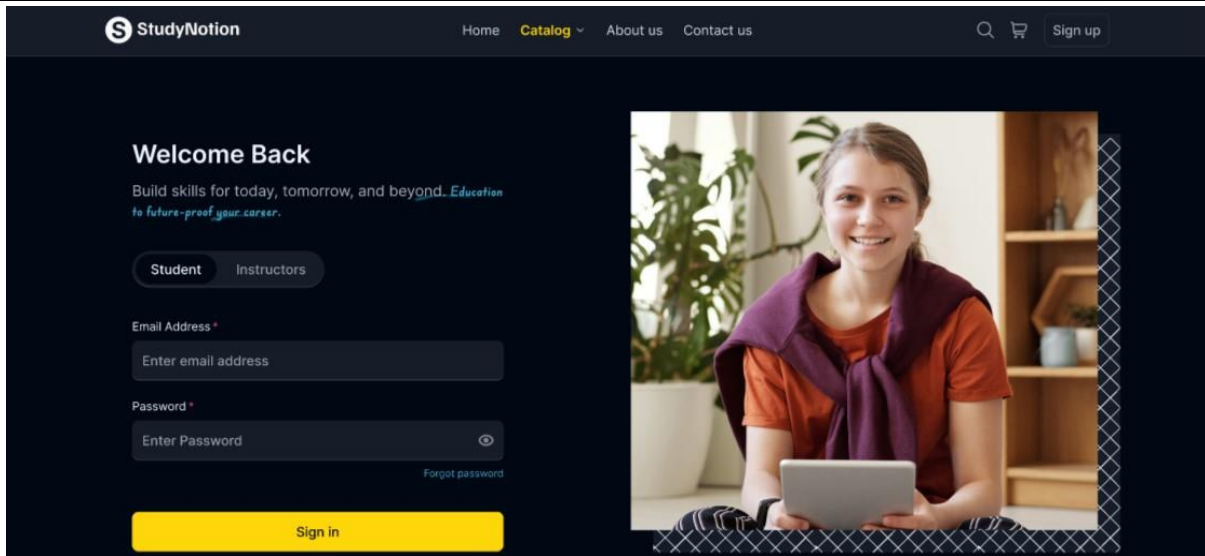


Fig 6: Login Page

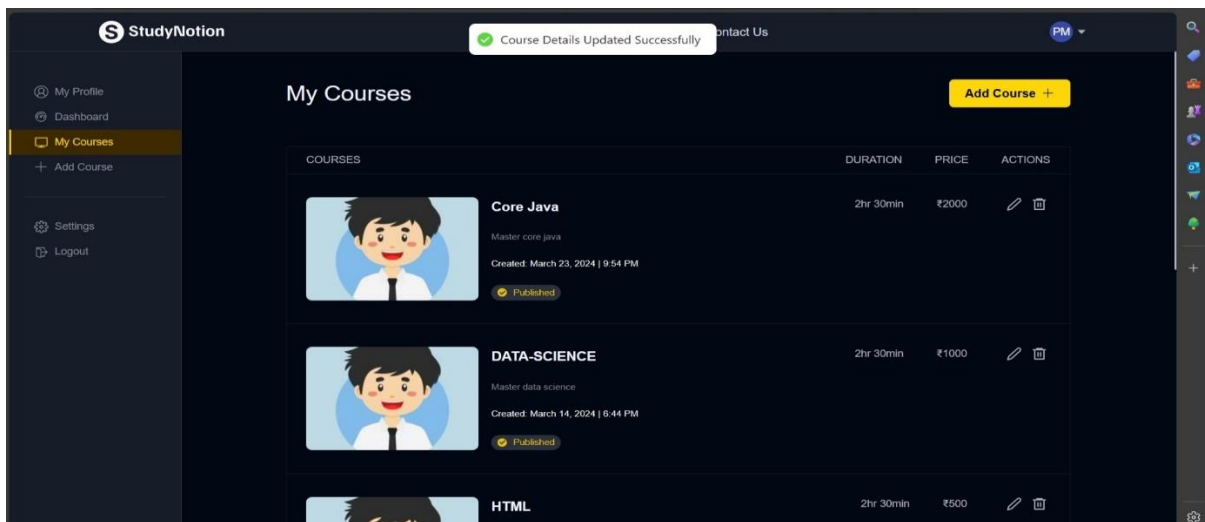


Fig 7: Instructor Course Creation

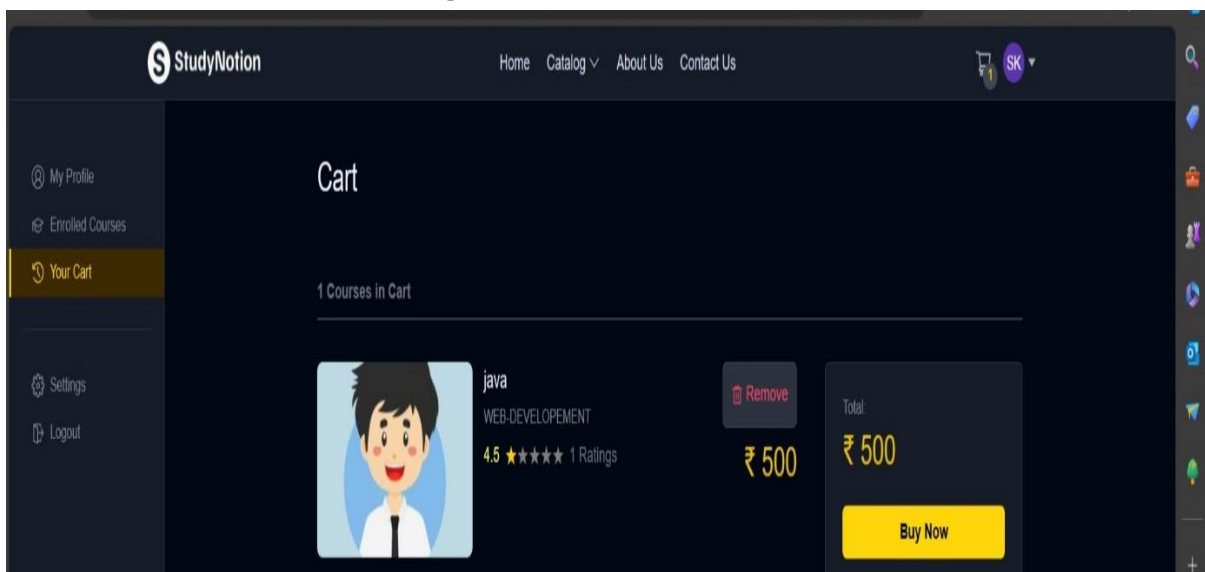


Fig 8: Student Course Enrollment

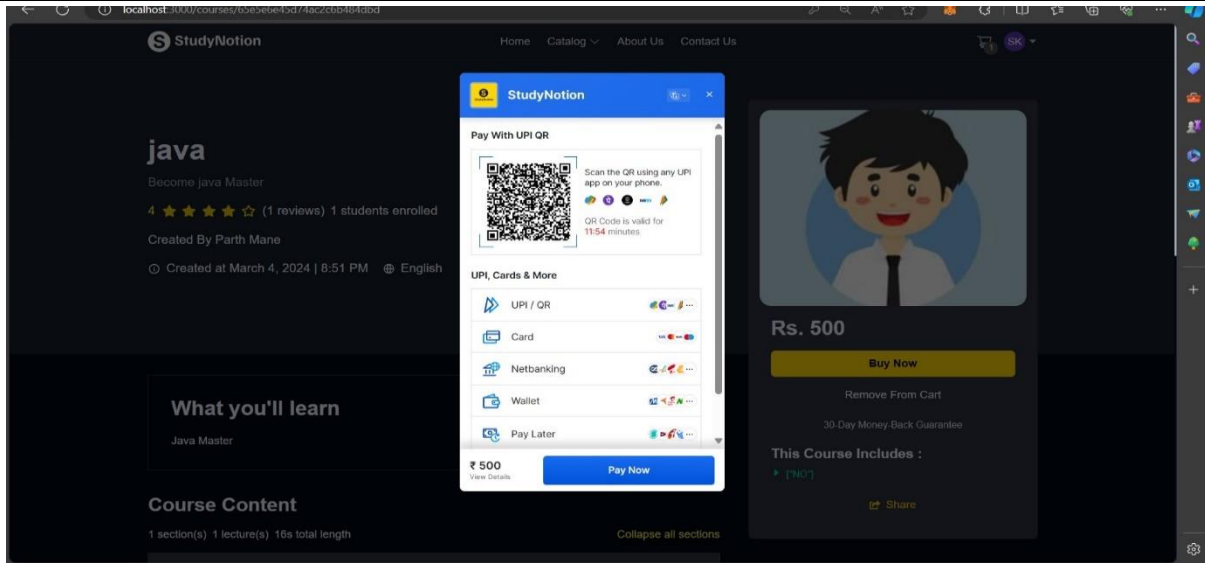


Fig 9: Payment Integration



Fig 10: Data Visualization For Instructor

V. RESULT ANALYSIS

The result analysis of the EdTech website showcases its effectiveness in transforming the educational landscape. Through seamless integration of cutting-edge features such as secure payment processing, personalized course creation, and insightful data analytics, the platform empowers both instructors and students. By tracking metrics like course enrollment, engagement rates, and student feedback, educators gain valuable insights into teaching effectiveness and course popularity. This data-driven approach enables instructors to identify areas for improvement and refine their teaching strategies accordingly. Personalized recommendations and adaptive learning paths enhance student engagement and optimize learning outcomes. Overall, the result analysis demonstrates how the EdTech website leverages technology to revolutionize education, making it more accessible, inclusive, and impactful for learners worldwide. Through continuous refinement and optimization based on data-driven insights, the platform ensures a dynamic and effective learning environment that meets the evolving needs of educators and students alike.

VI. CONCLUSION

In conclusion, Ed Tech websites have achieved remarkable strides, making education accessible, engaging, and personalized. As technology continues to advance, the future of Ed Tech holds the promise of more personalized and inclusive learning experiences, powered by artificial intelligence, virtual reality, and blockchain. These

platforms will continue to evolve, shaping the future of education and empowering learners to acquire knowledge and skills that can transform their lives. Ed Tech websites are poised to be the engines of change, propelling education into the digital age and beyond. Ed Tech websites are increasingly promoting collaborative learning. They enable students to connect with peers and educators worldwide, fostering diverse perspectives and insights. This collaborative dimension not only prepares learners for a globalized world but also enriches the learning process itself. As we peer into the future of Ed Tech websites, the prospects are truly exciting. Mobile learning will become more pervasive, as students turn to their smartphones and tablets for educational content. The Internet of Things (IoT) and smart devices will further enhance the learning experience by creating interactive and responsive learning environments. Artificial intelligence tutors and mentors are expected to provide personalized guidance to students, supplementing the role of teachers and adapting to each learner's pace and needs. Inclusivity will remain a top priority, with Ed Tech websites focusing on making education accessible to all, including individuals with disabilities. Furthermore, Ed Tech will extend its reach to career development, offering job placement services and bridging the gap between education and employment.

VII. REFERENCES

- [1] S. Dogan, A. Meier, and F. Reiners, "A Review of Research on Gamification in Tertiary Education," *Interactive Learning Environments*, vol. 26, no. 8, 2018, pp. 1017-1031.
- [2] L. Chingos, B. Griffiths, and K. Mulhern, "Experience and Satisfaction with Online Learning: The Role of Course Length," *Educational Evaluation and Policy Analysis*, vol. 40, no. 1, 2018, pp. 3-25.
- [3] H. Veletsianos, "A Case Study of Scholars' Open and Sharing Practices," *Open Praxis*, vol. 11, no. 3, 2019, pp. 275-291.
- [4] R. Walker, "Humanizing Online Teaching: Fostering a Sense of Belonging with Authentic Feedback," *Journal of Online Learning Research*, vol. 5, no. 1, 2019, pp. 5-22.
- [5] T. Sweeney, J. Reeves, and R. Anderson, "Designing and Implementing Online Courses for Faculty Development: A Ten-Step Process," *Online Learning*, vol. 23, no. 3, 2019, pp. 205-224.
- [6] M. Szeto, J. Cheng, and S. Suki, "Integrating Learning Analytics into Learning Design: The Learning Analytics Canvas," *Educational Technology Research and Development*, vol. 66, no. 5, 2018, pp. 1267-1290.
- [7] S. Yeung, D. Boneh, and A. Ng, "Online Learning: A Survey of Dropout Rates and Student Motivation," *International Journal of Artificial Intelligence in Education*, vol. 29, no. 1, 2019, pp. 18-38.
- [8] M. Mimirinis and T. Kambouri, "Facilitating Student Engagement through Learning Analytics: Exploring the Role of the Institutional Policy," *Research in Learning Technology*, vol. 27, 2019.
- [9] A. Bozkurt, "COVID-19 and Remote Work Transition in Higher Education: Challenges and Opportunities," *Asian Journal of Distance Education*, vol. 15, no. 2, 2020, pp. i-vi.
- [10] K. Garthwait and E. Wills, "Engaging Students Online: The Role of Self-Determination in Students' Learning Experiences in the Online Classroom," *Journal of Educators Online*, vol. 17, no. 1, 2020.
- [11] N. Hodgkinson-Williams and L. Gray, "Degrees of Poverty: Designing Online Courses to Foster Greater Equity," *International Review of Research in Open and Distributed Learning*, vol. 20, no. 5, 2019.
- [12] S. Conrad and M. Donaldson, "Engagement vs. Performance: Using Electronic Discussion Boards to Support Students' Academic Success," *Journal of Asynchronous Learning Networks*, vol. 22, no. 2, 2018, pp. 55-69.
- [13] J. Schreurs and S. Levin, "Experiences in Online Course Development: Facilitating with the Community of Inquiry Framework," *Online Learning*, vol. 23, no. 1, 2019, pp. 151-170.
- [14] E. Joksimovic, "Exploring the Relationship Between Instructor Participation Patterns and Student Performance in Massive Open Online Courses," *Computers & Education*, vol. 145, 2020.
- [15] D. Shah and K. Bonk, "Exploring Social Presence in Online Learning Using a Blended Learning Design," *Journal of Online Learning Research*, vol. 4, no. 3, 2018, pp. 265-286.
- [16] K. Weller, "Learning Design for a Complex World," *Journal of Learning Design*, vol. 13, no. 1, 2020, pp. 1-20.